

nexus  
interiors  
— australia



The ideal  
choice for today's  
workplace.

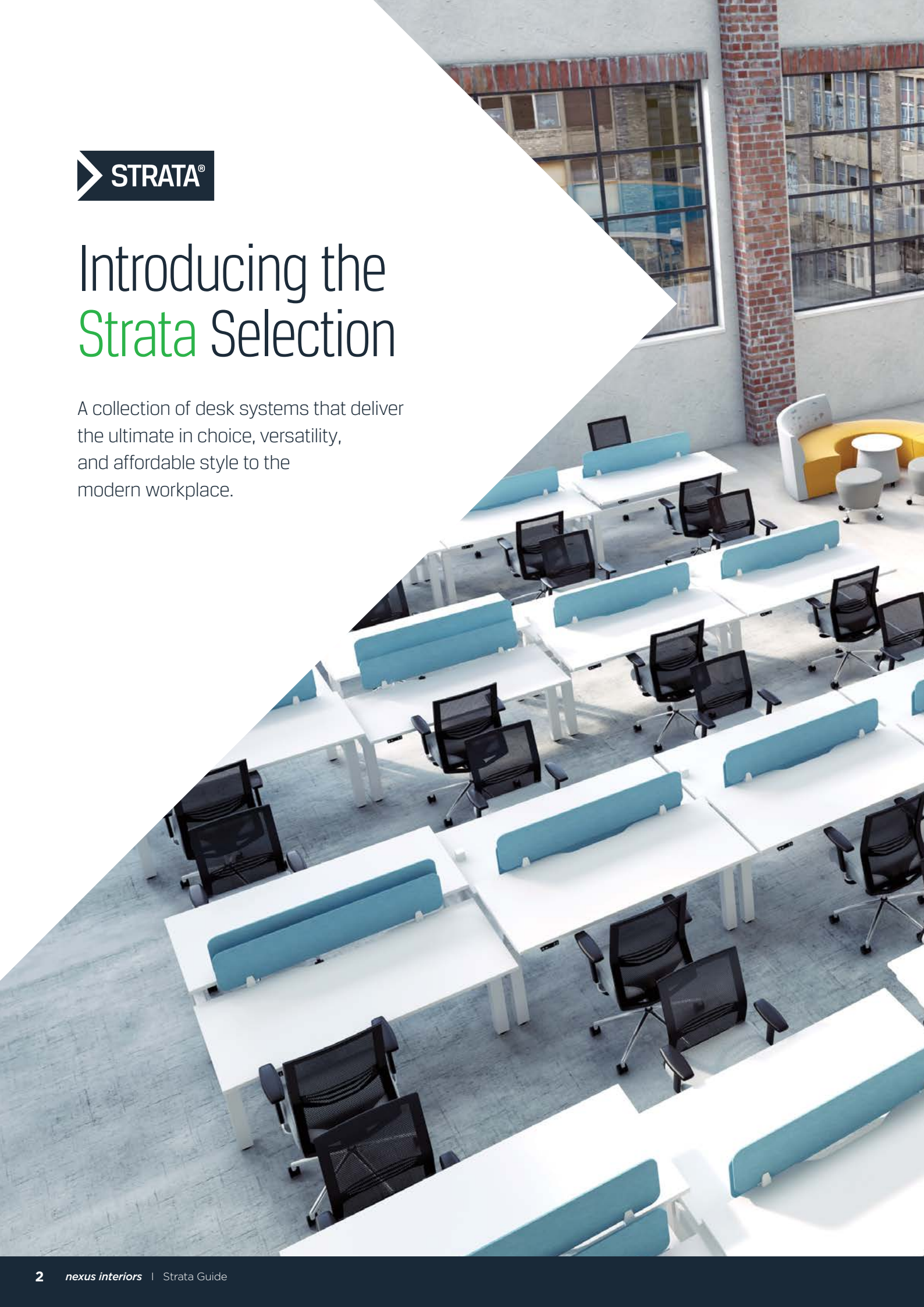


Flexible Options. Consistent Style. Enduring Quality.



# Introducing the Strata Selection

A collection of desk systems that deliver the ultimate in choice, versatility, and affordable style to the modern workplace.









# The Strata Selection



The much-loved look of the Strata Electric desk is now available in a selection of workstation options.

Known as the Strata Selection, the range is the new and easy way to create a truly flexible and agile workspace with the confidence of Strata quality that customers have come to expect.

## Workstations that work

The Strata Selection makes it easy to create dynamic offices that work better for individuals and groups and for different roles and functions, but offer the look and feel of one team and workplace.

- Inspire movement, support sitting and standing, with height-adjustment options to avoid pain, strain and 'brain fog'.
- Cater for flexible work teams, increased mobility and 'hot-desking'.
- Set up different work areas for diverse departments.
- Encourage easier interaction, collaboration and innovation.

# Strata is something special

With a number of desk types in matching styles, you can mix and match for a professional, coordinated look that caters to individual work styles and needs.

All desk types come in a range of configurations, white or black powdercoat, and with clever features you'll love.

Every workstation mixes modern slimline style with incredible durability and reliability. Backed by comprehensive warranties, they're built to stand up to constant use – day in, day out.

Incredibly cost-effective, there's something to suit every office and every budget.



---

## Strata Electric

Designed to impress and built to last, this electronic sit/stand workstation can adjust to an individual's needs with the flick of a switch.



6

---

## Strata Standard

Boasting the modern, slimline look of the Strata Selection, the Standard is supplied at the fixed, standard height of 720mm with the worktop.



10

---

## Strata Electric Lite

With a lower weight rating of 100kg, this cost-effective, height adjustable, electric desk offers flexibility being light enough to move and a height range (with the worktop) between 720mm and 1200mm.



14

---

## Strata Executive

A height adjustable desk for executives. Combine a Strata Electric desk with a privacy panel and return to create a stylish and functional executive space.



18

---

## Strata Adjust

Future-proof the office with the flexibility to adjust. Technician adjusted to four different heights, depending on individual needs.

# Strata Electric

Designed to impress and built to last, this electronic sit/stand workstation can adjust to an individual's needs with the flick of a switch.







# Strata Electric



## Select to sit or to stand

### Features & benefits:

- White and black powdercoat
- Electric height adjustable: height range 630 – 1300mm
- Includes digital memory handset
- Telescopic frame
- Weight rating (Straight: 160kg, Corner 90: 240kg, Corner 120: 240kg, Dual Bench: 160kg)
- Speed: 40mm per second
- 10 year warranty
- Selection of finishes and fabrics with worktops and screen orders

\*Desk frames and worktops sold separately





## Straight Desk Options

### Straight Desk

Desk Frame Size (mm):  
1200-2100W x 750-900D



Without cable tray



With cable tray

## 90° Corner Workstation Options

### 90° Corner Workstation

Desk Frame Size (mm):  
1500-2100W/1500-2100W x 750-900D



Without cable tray



With cable tray

## Dual Benching Workstation Options

### Dual Benching Workstation

Desk Frame Size (mm):  
1200-2100W x 750D



Without cable tray



With cable tray

## 120° Corner Workstation Options

### 120° Corner Workstation

Desk Frame Sizes (mm):  
1200/1200W x 750D  
1350/1350W x 750D  
1500/1500W x 750D



Without cable tray



With cable tray

# Strata Standard

Boasting the modern, slimline look of the Strata Selection, the Standard is supplied at the fixed height of 720mm with the worktop.







# Strata Standard



## Standard height with above standard looks

### Features & benefits:

- White and black powdercoat
- New modern foot design
- Fixed height with worktop 720mm
- Telescopic frame
- 10 year warranty
- Selection of finishes and fabrics with worktops and screen orders

\*Desk frames and worktops sold separately





## Straight Desk Options

### Straight Desk

Desk Frame Sizes (mm):  
1350-1700W x 750-900D  
1800-2100W x 750-900D



Without cable tray



With cable tray

## 90° Corner Workstation Options

### 90° Corner Workstation

Desk Frame Sizes (mm):  
1500-1900W/1500-1900W x 750-900D  
1900-2100W/1900-2100W x 750-900D



Without cable tray



With cable tray

## Dual Benching Workstation Options

### Dual Benching Workstation

Desk Frame Sizes (mm):  
1350-1700W x 750D  
1800-2100W x 750D



Without cable tray



With cable tray

## 120° Corner Workstation Options

### 120° Corner Workstation

Desk Frame Size (mm):  
1500/1500W x 750D




Without cable tray



With cable tray

# Strata Electric Lite

With a lower weight rating of 100kg, this cost-effective, height adjustable, electric desk is light enough to move and can be adjusted between the heights of 720mm and 1200mm.







# Strata Electric Lite



## Heavy on benefits, lighter in weight

### Features & benefits:

- White and black powdercoat
- Height adjustable desk
- Same leg design as Strata Electric
- Telescopic frame
- Weight rating (Straight: 100kg, Dual Bench: 100kg)
- Height range 720mm to 1200mm, with worktops
- Speed: 32mm per second
- 5 year warranty
- Selection of finishes and fabrics with worktops and screen orders

\*Desk frames and worktops sold separately





## Straight Desk Options

### Straight Desk

Desk Frame Size (mm):  
1200-1800W x 750-900D



Without cable tray



With cable tray

## Dual Benching Workstation Options

### Dual Benching Workstation

Desk Frame Size (mm):  
1200-1800W x 750D



Without cable tray



With cable tray

# Strata Executive

A height adjustable desk for executives. Combine a Strata Electric desk with a privacy panel and return to create a stylish and functional executive space.







# Strata Executive



## Flexibility can start at the top

### Features & benefits:

- White and black powdercoat desk frame
- Electric height adjustable: height range 630 – 1300mm
- Telescopic frame
- Incorporate a melamine modesty panel, facade & return
- Weight rating (Straight: 160kg)
- 10 year warranty
- Selection of finishes and fabrics with worktops and screen orders

\*Desk frames and worktops sold separately





## Desk Levels

Lowest Level



Normal Level



High Level



Highest Level



# Cable Trays



## The answer to unsafe and unsightly cables

Manage cables with specially-designed cable care compartments for straight, corner and back-to-back workstations.

### Straight and Corner Workstations

- > Clamp-on cable tray
- > Option to add a duct lid with punchouts
- > Available in set sizes: 1200mm, 1500mm, 1800mm, 2100mm

Straight Desk Cable Tray



Straight Desk Cable Tray  
with Duct Lid



Corner Workstation Cable Tray



Corner Workstation Cable Tray  
with Duct Lid



### Dual Benching Workstations

- > Single or double cable trays
- > Option to add a duct lid with punchouts

Dual Benching Double Cable Tray



Dual Benching Double Cable  
Tray with Duct Lid





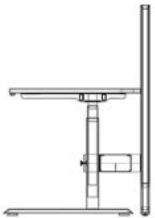
# Comprehensive range of workstation screens

## Screens

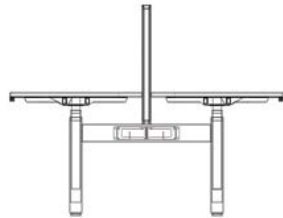
### Features & benefits

- > Australian-made
- > Made with E0 Board – environmentally friendly
- > Ducted and non-ducted options
- > Powdercoat finishes: white, silver and black
- > Fully upholstered and Echo panel options

Floor Mounted Screen



Centre Mounted Screen



Desk Mounted Screen



Back-to-Back  
Desk Mounted Screen



# Accessories



## Complete workstations with modern conveniences

Digital Memory Handset



Straight Desk Bracket Set



Corner Workstation Bracket



Shared Leg Duct Bracket



Metal Modesty Panel




Monitor Arms



Desk Mounted Shelving



Cable Basket





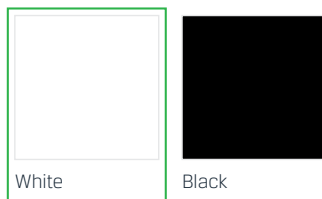
# Individual workstations / individual workspaces

## Finishes

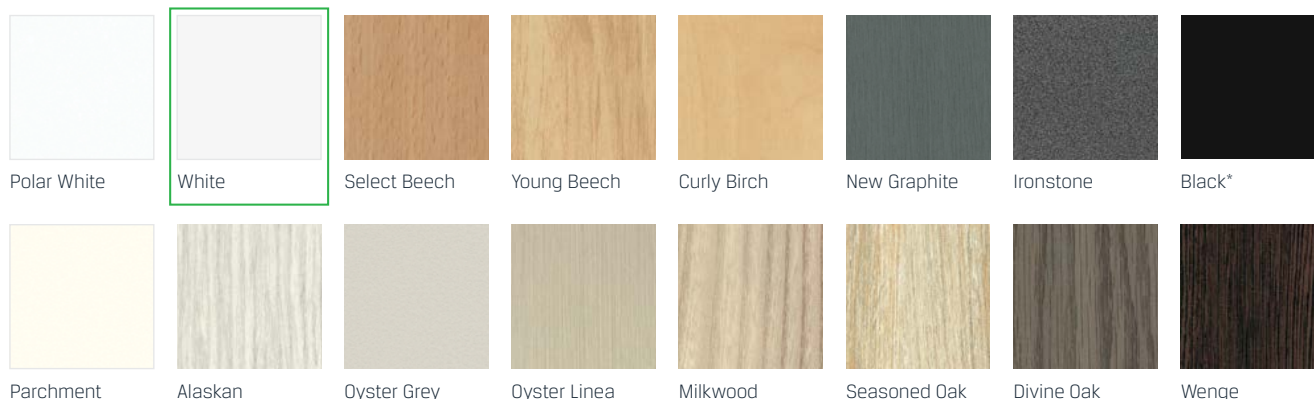
Every workplace is individual just like those within it. Choose to match finishes for consistency and cohesion or mix & match to create distinctive looks across teams.

### Powdercoat


 Express Range



### Melamine



### Fabric



More choice with the ideal choice



Our Express range features standard sizes and finishes that are in stock and ready for quick delivery. Dealers can arrange pick up from our warehouse in 2-3 working days, or dispatch within 3-5 working days.



More choices in size, colour and finishes are available with a 3-4 week manufacturing time, delivered anywhere in Australia.

\*Vertical surfaces only

# Technical Specs

## Configurations

### Straight Desk

Isometric



Top



Side



### Dual Benching Workstation Options

Isometric



Top



Side



### 90° Corner Workstation Options

Isometric



Top



Side



### 120° Corner Workstation Options


Isometric



Top



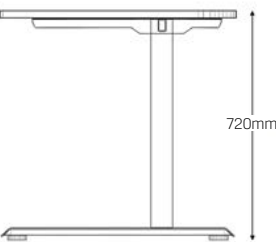
Side



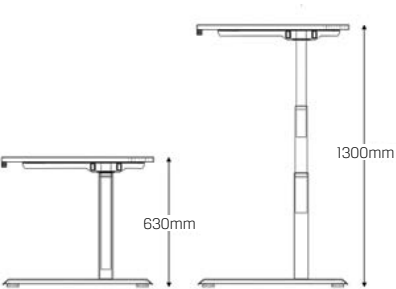


# Height Range

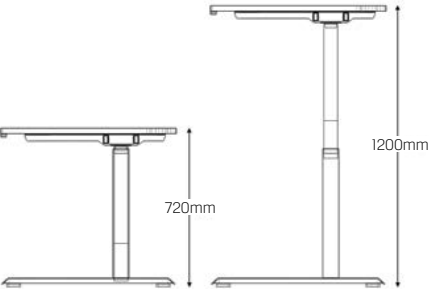
Standard



Electric



Lite



# Cable Management

Straight



Dual Benching



90° Corner



120° Corner



# Create a workspace that works for everyone.

Select from the  
Strata Selection.



## **Nexus Interiors**

12/324 Settlement Rd, Thomastown Vic 3074

Phone **(03) 9348 2000**

Fax **(03) 8677 2899**

Email **[sales@nexusinteriors.com.au](mailto:sales@nexusinteriors.com.au)**

Website **[nexusinteriors.com.au](http://nexusinteriors.com.au)**