




ANVIL


Bench Desking System

Seating & Screen Fabric Options


Breathe



Splice



Motion Felt



E-Panel



CONTENTS



4
ANVIL RECEPTIONS



6
ANVIL EXECUTIVE




8
ANVIL STORAGE




10
ANVIL BENCH - ORIGINAL



12
ANVIL BENCH - UPHOLSTERED



16
ANVIL BENCH - STUDIO



18
ANVIL BENCH



20
ANVIL WORKSTATIONS





ANVIL Receptions



Anvil Reception featuring Axis Tambour with Planter Box and Axis Coffee Table.



ANVIL Executive Office



Anvil Desk and Return, Mode Highback and Mode Cantilever seating with Axis Credenza/Bookcase Wallunit combination for storage.



ANVIL Storage



Anvil 6 Pod Desks with Split Screens, Anvil 90° Workstation and Anvil Single Desk combined with Axis Cupboards, Bookcase, Storage Towers, Desk Mounted Shelving and featuring Balance Executive and Adapta seating.



The Original ANVIL Bench



POSSIBLE CONFIGURATIONS



Screen options:

- Red e-panel Insert
- Charcoal e-panel Insert
- Fluted Translucent Insert

Anvil 6 Pod Desks, Split Screens with Charcoal E-Panel Inserts, Urban Mesh seating, Axis Mobiles, Dual Monitor Arms.



ANVIL Bench Upholstered



Screen options:

- Breathe Fabric
- Splice Fabric
- Customers Own Covering

Anvil 4 Pod Desks, Screens in Breathe Camel, Urban Mesh seating and featuring the MotionOffice Shell and Loop.



ANVIL Bench e-panel



Anvil Double-Sided-Desks, Clamp-on E-Panel Marker Screens, Axis Storage Caddies with Toppa Pads, 900mm high Tambour with Planter Box.



ANVIL Bench Studio50



Screen options:

- Breathe Fabric
- Splice Fabric
- Customers Own Covering

Anvil Double Sided Desks - Open Plan with Low Profile Studio50 Screens, Studio50 Workpods, Studio50 Standup Hotdesks and Axis Storage.



ANVIL Bench No Screens



Anvil Double Sided Desk with Deskmount Shelves, Metropol seating, Modulus Flip with Modesty, Modulus Coffee Tables and Studio50 Freestanding Screens.



ANVIL Workstations

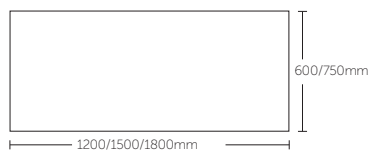


Anvil 90° Workstations, Split Screens with Charcoal/Ignite E-Panel Inserts, Axis Credenzas and Desk Mounted Shelving.

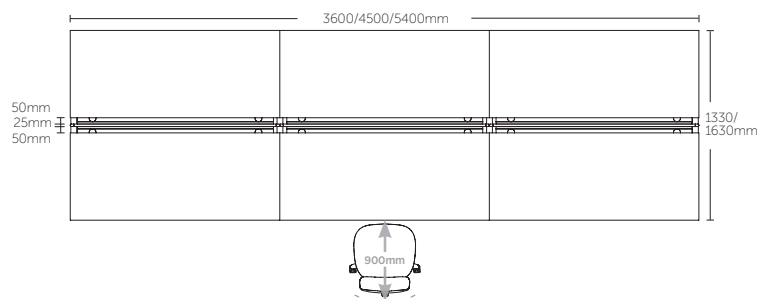
ANVIL System

Size Guide

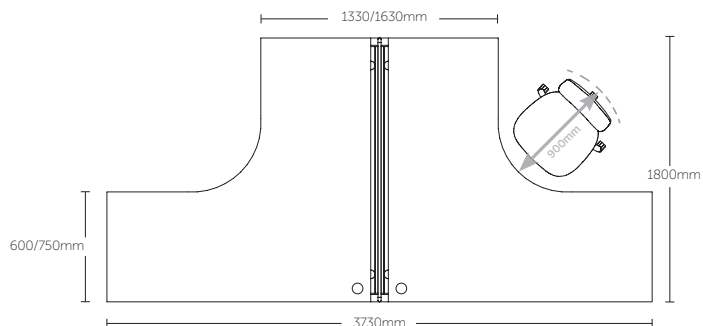
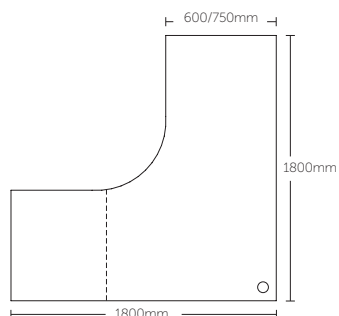
Single Desks



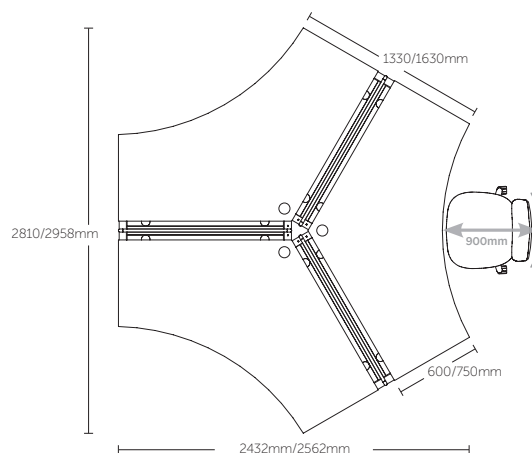
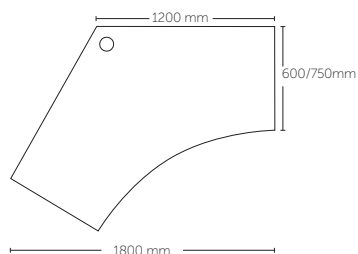
Double Sided Desks:



90° Workstations

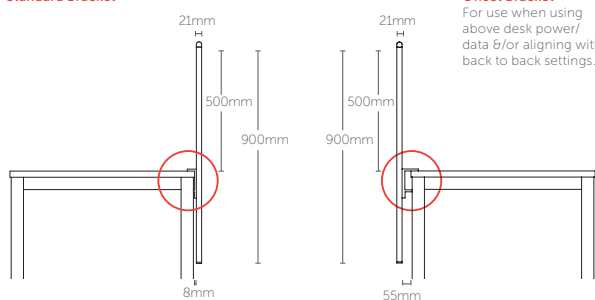


120° Workstations



Desk Hung Screens


Standard Bracket



Offset Bracket

For use when using above desk power/data &/or aligning with back to back settings.

Desk Mounted Screens



ANVIL System

Product Guide

Frames:

- 50mm x 50mm x 50mm triangle frame
- 50mm x 25mm rails
- 80mm height adjustment in each foot
- Powdercoat finish
- Work surface height 715mm

Powdercoat finishes available in:

Arctic White Gloss

Black Matt*

*Black Matt Powdercoat finish is not available for 90° and 120° workstation layouts

Work Surfaces:

- 25mm E1 grade substrate
- Melamine finish
- Matching 2mm ABS edge
- 90° two piece work surface with a join at 1200mm along the left or right hand side

Melamine finishes available in:

Studio White

Axis Split Screens:

- Translucent panel or E-panel insert to the top 300mm
- Studio White Melamine below
- Pinnable core (E-panel insert only)
- 21mm thickness
- Sits 500mm above desk height
- All brackets & trims included

Axis Split Screen inserts available in:

Translucent

Ignite E-panel

Charcoal - E-panel

Breathe Screens:

- Breathe fabric all over
- Solid non-pinnable core
- 21mm thickness
- 500mm above desk height
- All brackets & trims included

Breathe fabric available in:

Navy

Steel Blue

Royal Blue

Sky Blue

Baby Blue

Fern Green

Lime Green

Plum

Ruby Red

Tomato Red

Bright Orange

Burnt Orange

Black

Slate Grey

Alloy Grey

Camel

Power/Data:

Trays and plates are included with all workstations with screens. This includes:

- Solid metal segregated cable management trays
- Desktop level power & service mounting
- Service plate Fits quad GPO & data bezels
- Comseal brush covers included with all back-to-back layouts
- **EXCLUDES:** Elsafe/CMS cables and sockets



This icon indicates cable management is excluded. See page 202 for cable management options.



This icon indicates cable management mounts is included.





nexus interiors

australia

sales@nexusinteriors.com.au

12 / 324 Settlement Rd,
Thomastown Vic-3074,
Australia

Phone: 03 9348 2000

Fax: 03 8677 2899