




AGILE


Desking System

Seating & Screen Fabric Options


Breathe




Splice



Motion Felt




E-Panel




CONTENTS



4
AGILE FIXED HEIGHT




6
AGILE 2 COLUMN WINDER



8
AGILE 2 COLUMN ELECTRIC



10
AGILE 2 COLUMN ELECTRIC



12
AGILE 3 COLUMN ELECTRIC



14
AGILE 3 COLUMN ELECTRIC



16
AGILE CABLE MANAGEMENT





Agile Fixed Height



Agile Fixed Desk with Luna seating and Axis Bookcase, Agile Double Sided Desk (2 Column Electric One Side, Winder Other Side), Otto, Caddy with Toppa, E-Panel Clamp-on Screens, Motion Sync seating, Axis Mobile.



Agile 2 Column Winder



Agile 2 Column Winder Double-Sided and Single-Sided Desks, Dual Monitor Arms, Urban Mesh Seating and featuring MotionOffice Otto, Grandstand, Cape and Loop.



Agile 2 Column Electric



Agile 2 Column Electric Single-Sided-Desks with covered Cable Trays, Studio50 Screens, Axis Mobile and Urban Mesh seating.



Agile 2 Column Electric



Agile 2 Column Electric Double-Sided-Desk with covered Cable Trays, Dual Monitor Arms, E-Panel Clamp-on Screens, Axis Mobile and Motion Sync seating.



Agile 3 Column Electric



Agile 3 Column Electric Single-Sided-Desks with Urban Mesh seating.



Agile 3 Column Electric



Agile 3 Column Electric Double-Sided-Desk with Ducted Studio50 Screens, Dual Monitor Arms, Axis Caddy with Toppa Pad, Motion Sync seating and Tambour with Planter Box.



Agile Cable Management

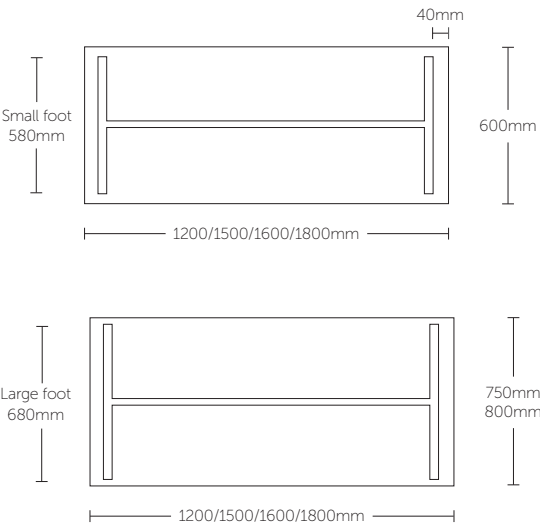


Agile 3 Column Electric Single-Sided and Double-Sided Desks with Cable Trays and Cable Cobra.

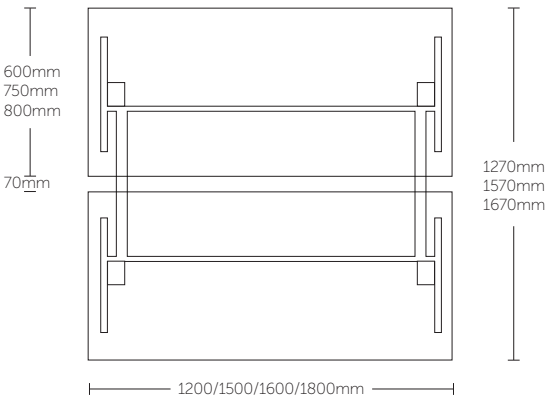
AGILE System

Size Guide

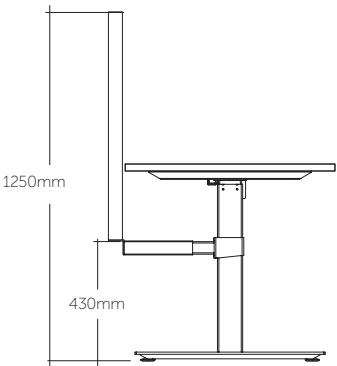
Single-Sided Desks



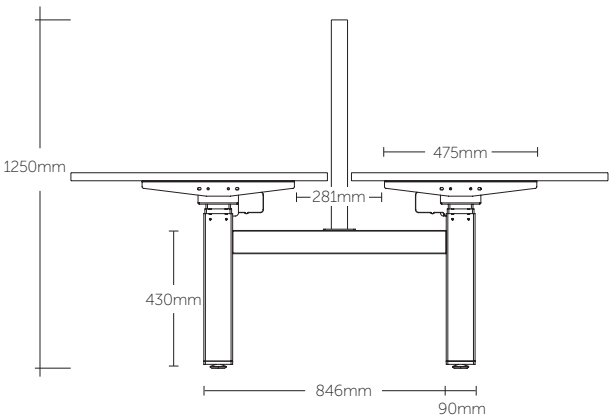
Double-Sided Desks



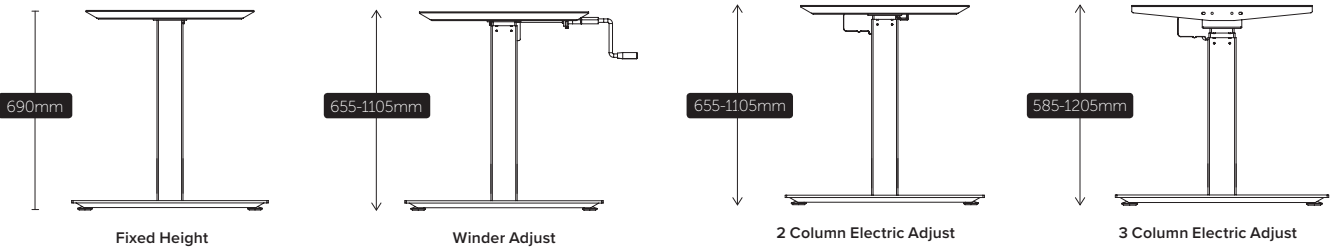
Single-Sided Desks with Screens



Double-Sided Desks with Screens



Agile Height Ranges



AGILE System

Product Guide

Frames:

- 90mm x 60mm legs
- Flat foot design - Single desk
- H frame design - Double sided desk
- Available in: Fixed, Winder, 2 column or 3 column Electric
- Electric & Winder Desk weight rating: 100kg
- Electric workstation weight rating: 150kg
- Fixed Height weight rating: 120kg
- Electric 3C Speed: 35mm/s & 2C Speed: 22mm/s
- Electric 3C Workstation Speed: 30mm/s
- Winder Speed: 5mm/turn
- Powdercoat finish

Powdercoat finishes available in:

White Gloss

Black Gloss

Work Surfaces:

- 25mm E1 grade substrate
- Melamine finish
- Matching 2mm ABS edge
- Scallop cut-out in rear centre 614w x 52d (only available in some sizes)

Melamine finishes available in:

Studio White

Studio Screens:

- Breathe or Splice fabric
- Pinnable core
- 50mm thickness
- Powdercoat frame finish

Breathe fabric available in:

Navy

Steel Blue

Royal Blue

Sky Blue

Baby Blue

Fern Green

Lime Green

Plum

Ruby Red

Tomato Red

Bright Orange

Burnt Orange

Black

Slate Grey

Alloy Grey

Camel

Powdercoat finishes available in:

White

Black

Splice fabric available in:

Black

Charcoal

Grey

Blue

Yellow

Green

Orange

Red

Power/Data:

- Screen ducting cable management including power/data cutouts
- **EXCLUDES:** soft wire & fittings





nexus interiors australia

sales@nexusinteriors.com.au

12 / 324 Settlement Rd,
Thomastown Vic-3074,
Australia

Phone: 03 9348 2000

Fax: 03 8677 2899